

## Lecture 2

---

- Linearization
- Stability definitions
- Simulation in Matlab/Simulink

### Material

- ▶ Glad& Ljung Ch. 11, 12.1,  
( Khalil Ch 2.3, part of 4.1, and 4.3 )
- ▶ Lecture slides

# Today's Goal

---

*To be able to*

- ▶ *linearize, both around equilibria and trajectories*
- ▶ *explain definitions of stability*
- ▶ *check local stability and local controllability at equilibria*
- ▶ *simulate in Simulink,*

## Example - Linearization around equilibrium point

---

The linearization of

$$\ddot{x}(t) = \frac{g}{l} \sin x(t)$$

around the equilibrium  $x_0 = n\pi$  is given by

$$\ddot{\tilde{x}}(t) = \frac{g}{l} \sin(n\pi + \tilde{x}(t)) \approx \frac{g}{l} (-1)^n \tilde{x}(t)$$

Hint:  $\sin(\alpha + \beta) = \sin(\alpha) \cos(\beta) + \sin(\beta) \cos(\alpha)$

# Linearization Around a Trajectory

---

Idea:

Make Taylor-expansion around a known solution  $\{x_0(t), u_0(t)\}$

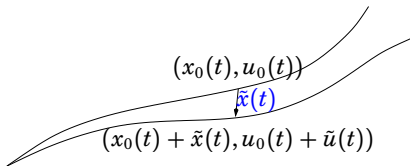
Neglect small terms (*i.e.*, keep the linear terms, as these will locally dominate over the higher order terms).

Let

$dx_0/dt = f(x_0(t), u_0(t))$  be a known solution

How will a small deviation  $\{\tilde{x}, \tilde{u}\}$  from this solution behave?

$$\frac{d(x_0 + \tilde{x})}{dt} = f(x_0(t) + \tilde{x}(t), u_0(t) + \tilde{u}(t))$$



## 2 minute exercise: Linearize

$$\ddot{x} + \dot{x}^3 - \dot{x}^2 - x = u$$

around the solution

$$x_0(t) = e^t, \quad u_0(t) = e^{3t} - e^{2t}$$

Hint: First check if  $(x_0, u_0)$  is a solution. Then plug-in  $x(t) = e^t + \tilde{x}(t)$ ,  $u(t) = e^{3t} - e^{2t} + \tilde{u}(t)$ , expand the expressions, and finally remove higher order terms ( $\geq 2$ ) of  $\tilde{x}$  and  $\tilde{u}$ .

## Linearization, explicit form

---

Consider  $\dot{x}(t) = f(x(t), u(t))$  and assume  $\dot{x}_0 = f(x_0(t), u_0(t))$

The linearization around  $(x_0(t), u_0(t))$  is given by

$$\frac{d}{dt} (x(t) - x_0(t)) = A(t) \cdot (x(t) - x_0(t)) + B(t) \cdot (u(t) - u_0(t))$$

where (if  $\dim x = \dim u = 2$ )

$$A(t) = \left. \frac{\partial f}{\partial x} \right|_{(x_0, u_0)} = \left[ \begin{array}{cc} \frac{\partial f_1}{\partial x_1} & \frac{\partial f_1}{\partial x_2} \\ \frac{\partial f_2}{\partial x_1} & \frac{\partial f_2}{\partial x_2} \end{array} \right] \Big|_{(x_0(t), u_0(t))}$$

$$B(t) = \left. \frac{\partial f}{\partial u} \right|_{(x_0, u_0)} = \left[ \begin{array}{cc} \frac{\partial f_1}{\partial u_1} & \frac{\partial f_1}{\partial u_2} \\ \frac{\partial f_2}{\partial u_1} & \frac{\partial f_2}{\partial u_2} \end{array} \right] \Big|_{(x_0(t), u_0(t))}$$

## Linearization, cont'd

---

The linearization of the output equation

$$y(t) = h(x(t), u(t))$$

around the nominal output  $y_0(t) = h(x_0(t), u_0(t))$  is given by

$$(y(t) - y_0(t)) = C(t)(x(t) - x_0(t)) + D(t)(u(t) - u_0(t))$$

where (if  $\dim y = \dim x = \dim u = 2$ )

$$C(t) = \left. \frac{\partial h}{\partial x} \right|_{(x_0, u_0)} = \left[ \begin{array}{cc} \frac{\partial h_1}{\partial x_1} & \frac{\partial h_1}{\partial x_2} \\ \frac{\partial h_2}{\partial x_1} & \frac{\partial h_2}{\partial x_2} \end{array} \right] \bigg|_{(x_0(t), u_0(t))}$$

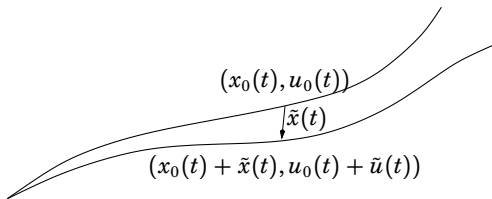
$$D(t) = \left. \frac{\partial h}{\partial u} \right|_{(x_0, u_0)} = \left[ \begin{array}{cc} \frac{\partial h_1}{\partial u_1} & \frac{\partial h_1}{\partial u_2} \\ \frac{\partial h_2}{\partial u_1} & \frac{\partial h_2}{\partial u_2} \end{array} \right] \bigg|_{(x_0(t), u_0(t))}$$

## Linearization Around a Trajectory, cont.

---

Let  $(x_0(t), u_0(t))$  denote a solution to  $\dot{x} = f(x, u)$  and consider another solution  $(x(t), u(t)) = (x_0(t) + \tilde{x}(t), u_0(t) + \tilde{u}(t))$ :

$$\begin{aligned}\dot{x}(t) &= f(x_0(t) + \tilde{x}(t), u_0(t) + \tilde{u}(t)) \\ &= f(x_0(t), u_0(t)) + \frac{\partial f}{\partial x}(x_0(t), u_0(t))\tilde{x}(t) \\ &\quad + \frac{\partial f}{\partial u}(x_0(t), u_0(t))\tilde{u}(t) + O(\|\tilde{x}, \tilde{u}\|^2)\end{aligned}$$





## State-space form

---

Hence, for small  $(\tilde{x}, \tilde{u})$ , approximately

$$\dot{\tilde{x}}(t) = A(x_0(t), u_0(t))\tilde{x}(t) + B(x_0(t), u_0(t))\tilde{u}(t)$$

where (if  $\dim x = 2$ ,  $\dim u = 1$ )

$$A(x_0(t), u_0(t)) = \frac{\partial f}{\partial x}(x_0(t), u_0(t)) = \begin{bmatrix} \frac{\partial f_1}{\partial x_1} & \frac{\partial f_1}{\partial x_2} \\ \frac{\partial f_2}{\partial x_1} & \frac{\partial f_2}{\partial x_2} \end{bmatrix} \Big|_{(x_0(t), u_0(t))}$$
$$B(x_0(t), u_0(t)) = \frac{\partial f}{\partial u}(x_0(t), u_0(t)) = \begin{bmatrix} \frac{\partial f_1}{\partial u_1} \\ \frac{\partial f_2}{\partial u_1} \end{bmatrix} \Big|_{(x_0(t), u_0(t))}$$

Note that  $A$  and  $B$  are **time dependent**! However, if we don't linearize around a trajectory but linearize around an equilibrium point  $(x_0(t), u_0(t)) \equiv (x_0, u_0)$  then  $A$  and  $B$  are constant.

## Linearization, cont'd

---

The linearization of the output equation

$$y(t) = h(x(t), u(t))$$

around the nominal output  $y_0(t) = h(x_0(t), u_0(t))$  is given by

$$(y(t) - y_0(t)) = C(t)(x(t) - x_0(t)) + D(t)(u(t) - u_0(t))$$

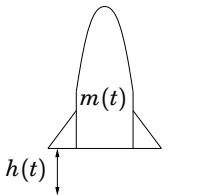
where (if  $\dim y = \dim x = 2$ ,  $\dim u = 1$ )

$$C(t) = \left. \frac{\partial h}{\partial x} \right|_{(x_0, u_0)} = \left[ \begin{array}{cc} \frac{\partial h_1}{\partial x_1} & \frac{\partial h_1}{\partial x_2} \\ \frac{\partial h_2}{\partial x_1} & \frac{\partial h_2}{\partial x_2} \end{array} \right] \bigg|_{(x_0(t), u_0(t))}$$

$$D(t) = \left. \frac{\partial h}{\partial u} \right|_{(x_0, u_0)} = \left[ \begin{array}{c} \frac{\partial h_1}{\partial u_1} \\ \frac{\partial h_2}{\partial u_1} \end{array} \right] \bigg|_{(x_0(t), u_0(t))}$$

## Example: Rocket

---



$$\dot{h}(t) = v(t)$$

$$\dot{v}(t) = -g + \frac{v_e u(t)}{m(t)}$$

$$\dot{m}(t) = -u(t)$$

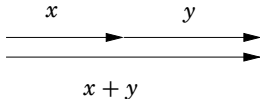
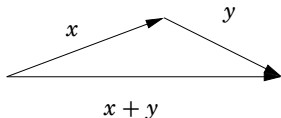
Let  $u_0(t) \equiv u_0 > 0$ ;  $x_0(t) = \begin{bmatrix} h_0(t) \\ v_0(t) \\ m_0(t) \end{bmatrix}$ ;  $m_0(t) = m_0 - u_0 t$ .

Linearization:  $\dot{\tilde{x}}(t) = \begin{bmatrix} 0 & 1 & 0 \\ 0 & 0 & \frac{-v_e u_0}{m_0(t)^2} \\ 0 & 0 & 0 \end{bmatrix} \tilde{x}(t) + \begin{bmatrix} 0 \\ \frac{v_e}{m_0(t)} \\ -1 \end{bmatrix} \tilde{u}(t)$

## Part II: Stability definitions

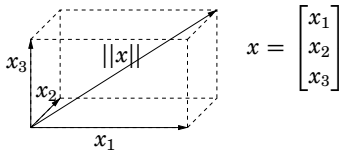
**Definition:** A norm function  $\|x\| : x \in R^n \rightarrow R$  satisfies the following three properties:

- ▶  $\|x\| = 0$  if and only if (iff)  $x = 0$ ,  $\|x\| > 0$  otherwise.
- ▶  $\|ax\| = a\|x\|$ , for any positive  $a$  and any signal vector  $x$ .
- ▶ (The triangle inequality)  $\|x + y\| \leq \|x\| + \|y\|$



**Definition:** (Euclidean norm)

$$\|x\| = (x_1^2 + x_2^2 + \dots + x_n^2)^{1/2}$$



# Local Stability

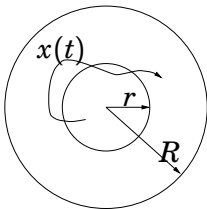
---

Consider  $\dot{x} = f(x)$  where  $f(0) = 0$

**Definition** The equilibrium  $x = 0$  is **stable** if, for any  $R > 0$ , there exists  $r > 0$ , such that

$$\|x(0)\| < r \implies \|x(t)\| < R, \quad \text{for all } t \geq 0$$

Otherwise the equilibrium point is **unstable**.



# Asymptotic Stability

---

**Definition** The equilibrium  $x = 0$  is **locally asymptotically stable (LAS)** if it

- 1) is stable
- 2) there exists  $r > 0$  so that if  $\|x(0)\| < r$  then

$$x(t) \longrightarrow 0 \text{ as } t \longrightarrow \infty.$$

(PhD-exercise: Show that 1) does not follow from 2))

# Global Asymptotic Stability

---

**Definition** The equilibrium is said to be **globally asymptotically stable (GAS)** if it is LAS and for all  $x(0)$  one has

$$x(t) \rightarrow 0 \text{ as } t \rightarrow \infty.$$



## Part III: Check local stability and controllability

# Lyapunov's Linearization Method

---

**Theorem** Assume

$$\dot{x} = f(x)$$

has the linearization

$$\frac{d}{dt}(x(t) - x_0) = A(x(t) - x_0)$$

around the equilibrium point  $x_0$  and put

$$\alpha(A) = \max \operatorname{Re}(\lambda(A))$$

- ▶ If  $\alpha(A) < 0$ , then  $\dot{x} = f(x)$  is LAS at  $x_0$ ,
- ▶ If  $\alpha(A) > 0$ , then  $\dot{x} = f(x)$  is unstable at  $x_0$ ,
- ▶ If  $\alpha(A) = 0$ , then no conclusion can be drawn.

(Proof in Lecture 4)

## Example

---

The linearization of

$$\begin{aligned}\dot{x}_1 &= -x_1^2 + x_1 + \sin(x_2) \\ \dot{x}_2 &= \cos(x_2) - x_1^3 - 5x_2\end{aligned}$$

at  $x_0 = \begin{pmatrix} 1 \\ 0 \end{pmatrix}$  gives  $A = \begin{pmatrix} -1 & 1 \\ -3 & -5 \end{pmatrix}$

Eigenvalues are given by the *characteristic equation*

$$0 = \det(\lambda I - A) = (\lambda + 1)(\lambda + 5) + 3$$

This gives  $\lambda = \{-2, -4\}$ , which are both in the left half-plane, hence the *nonlinear system* is LAS around  $x_0$ .

# Local Controllability

---

**Theorem** Assume

$$\dot{x} = f(x, u)$$

has the linearization

$$\frac{d}{dt}(x(t) - x_0) = A(x(t) - x_0) + B(u(t) - u_0)$$

around the equilibrium  $(x_0, u_0)$  then

- ▶  $(A, B)$  controllable  $\Rightarrow f(x, u)$  nonlinear locally controllable

Here **nonlinear locally controllable** is defined as:

*For every  $T > 0$  and  $\varepsilon > 0$  the set of states  $x(T)$  that can be reached from  $x(0) = x_0$ , by using controls satisfying  $\|u(t) - u_0\| < \varepsilon$ , contains a small ball around  $x_0$ .*

## 5 minute exercise:

Is the ball and beam

$$\ddot{x} = x\dot{\phi}^2 + g \sin \phi + \frac{2r}{5}\ddot{\phi}$$

nonlinearly locally controllable around

$\dot{\phi} = \phi = x = \dot{x} = 0$  (with  $\ddot{\phi}$  as input)?

Remark: This is a bit more detailed model of the ball and beam than we saw in Lecture 1.



## Rejoice, parallel parking haters

By YURI KAGEYAMA  
THE ASSOCIATED PRESS

Last Updated: January 16, 2004, 10:08:12 AM PST

TOKYO -- Your hands don't even need to be touching the steering wheel for it to start spinning back and forth aggressively, all by itself -- slowly guiding the car into the parking spot.

Parallel parking is designed to be a breeze with the Intelligent Parking Assist system, part of a new \$2,200 option package for Toyota Motor Corp.'s Prius gas-electric hybrid in Japan.

This is a bold and somewhat unnerving concept, a car that parks itself. As a driver, you've got to wonder as the Prius eases back toward the curb: What is this machine thinking? It's also difficult not to be gripped by a "Look ma, no hands" thrill -- even if the system only partially fulfills its promise.

But we'll get to the drawbacks later.

First, the logic behind this innovation.

If you know Japan, it should come as no surprise that about 80 percent of its Prius buyers have opted for Intelligent Parking Assist. This is a country of few such narrow streets and crowded lots where



Look, Ma, no hands! To help drivers vexed by parallel parking, Toyota has created an Intelligent Parking Assist system that allows a vehicle to park itself. The system relies on a built-in computer, a steering sensor and a tiny camera in the vehicle's rear. The \$2,200 option, however, is only available so far on Toyota's Prius gas-electric hybrid in Japan, and has other limitations that make it far from the perfect hands-free parking system.

THE ASSOCIATED PRESS

## However...

And now for the major limitation: The system works only in situations where the car can continuously back up into a space -- not for those tight spots where you must inch your way into a space by going back and forth, wrestling with the wheel.

Unfortunately, such spots are quite common in Japan. And that's precisely when you wish you had a smart car that would graciously help you park.

For me, the parking system also took some getting used to.

You can't turn the car too much before you start parking because the car will get confused and tell you to start over. You must decisively glide straight into pre-parking position before the car will let you begin jiggling the arrows on the panel.

When I tried the system in our tiny parking lot at home, the system kept flashing warnings on the screen that the car was too close or too far from where I wanted to park.

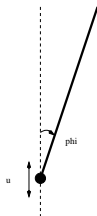
## Bosch 2008 (Automatic parking assistance)

- ▶ Multiple turns
- ▶ parking lot  $>$  car length + 80 cm

## More parking in lecture 12

## Example

An inverted pendulum with **vertically moving** pivot point



$$\ddot{\phi}(t) = \frac{1}{l} (g + u(t)) \sin(\phi(t)),$$

where  $u(t)$  is acceleration, can be written as

$$\begin{aligned}\dot{x}_1 &= x_2 \\ \dot{x}_2 &= \frac{1}{l} (g + u) \sin(x_1)\end{aligned}$$



## Example, cont.

---

The linearization around  $x_1 = x_2 = 0, u = 0$  is given by

$$\begin{aligned}\dot{x}_1 &= x_2 \\ \dot{x}_2 &= \frac{g}{l}x_1\end{aligned}$$

It is not controllable, hence no conclusion can be drawn about nonlinear controllability

However, simulations show that the system is stabilized by

$$u(t) = \varepsilon \omega^2 \sin(\omega t)$$

if  $\omega$  is large enough !

**Demonstration** We will come back to this example later.

## Bonus — Discrete Time

---

Many results are parallel (observability, controllability,...)

Example: The difference equation

$$x_{k+1} = f(x_k)$$

is asymptotically stable at  $x^*$  if the linearization

$$\left. \frac{\partial f}{\partial x} \right|_{x^*} \text{ has all eigenvalues in } |\lambda| < 1$$

(that is, within the unit circle).

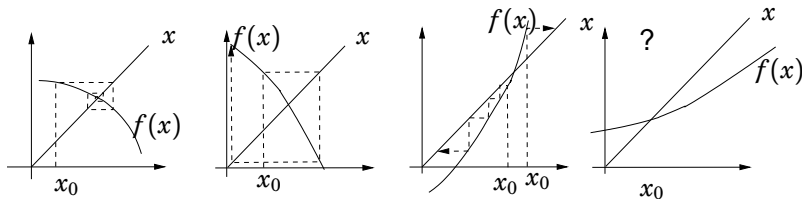
## Example (cont'd): Numerical iteration

$$x_{k+1} = f(x_k)$$

to find fixed point

$$x^* = f(x^*)$$

When does the iteration converge?



## Part IV: Simulation

---

Often the only method

$$\dot{x} = f(x)$$

- ▶ ACSL
- ▶ Simnon
- ▶ Simulink

$$F(\dot{x}, x) = 0$$

- ▶ Omsim

<http://www.control.lth.se/~cace/omsim.html>

- ▶ Dymola <http://www.dynasim.se/>

- ▶ Modelica

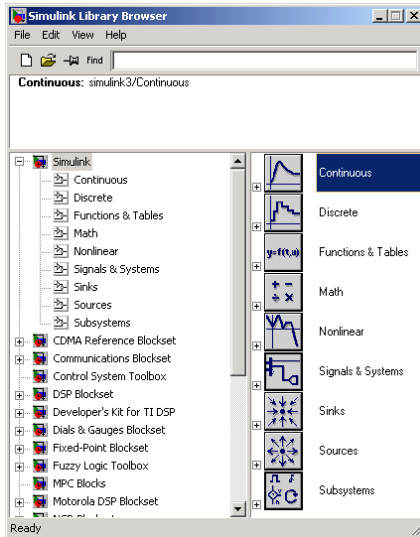
<http://www.dynasim.se/Modelica/index.html>

Special purpose

- ▶ Spice (electronics)
- ▶ EMTP (electromagnetic transients)
- ▶ Adams (mechanical systems)

# Simulink

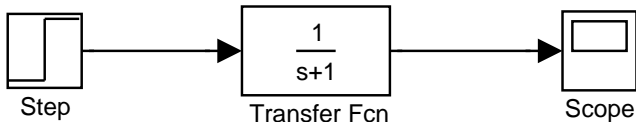
```
> matlab  
>> simulink
```



# Simulink, An Example

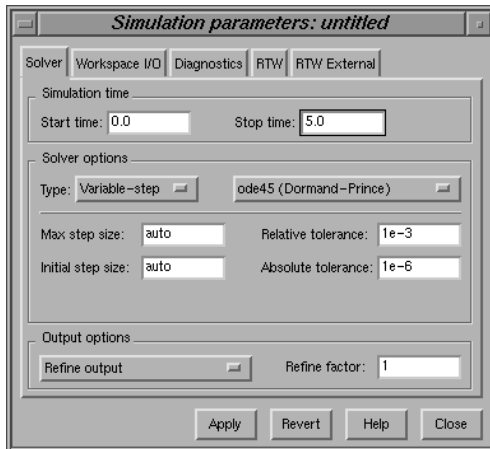
---

File -> New -> Model  
Double click on Continuous  
Transfer Fcn  
Step (in Sources)  
Scope (in Sinks)  
Connect (mouse-left)  
Simulation->Parameters



# Choose Simulation Parameters

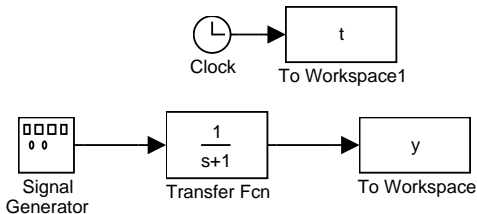
---



Don't forget "Apply"

# Save Results to Workspace

---



Check “Save format” of output blocks (“Array” instead of “Structure”)

```
>> plot(t,y)
```

(or use “Structure” which also contains the time information.)

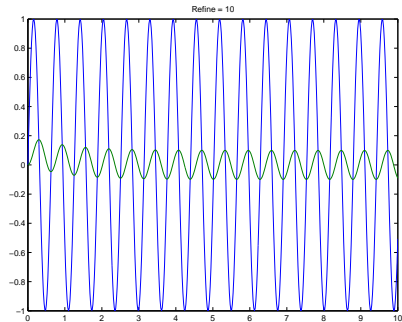
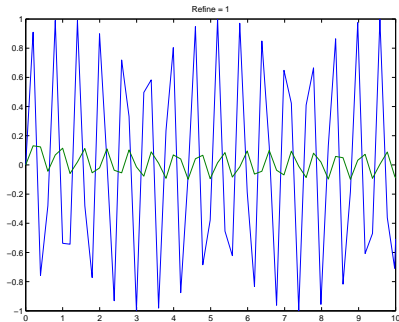


# How To Get Better Accuracy

---

Modify Refine, Absolute and Relative Tolerances, Integration method

Refine adds interpolation points:



# Use Scripts to Document Simulations

---

If the block-diagram is saved to `stepmodel.mdl`,  
the following Script-file `simstepmodel.m` simulates the system:

```
open_system('stepmodel')
set_param('stepmodel','RelTol','1e-3')
set_param('stepmodel','AbsTol','1e-6')
set_param('stepmodel','Refine','1')
tic
sim('stepmodel',6)
toc
subplot(2,1,1),plot(t,y),title('y')
subplot(2,1,2),plot(t,u),title('u')
```

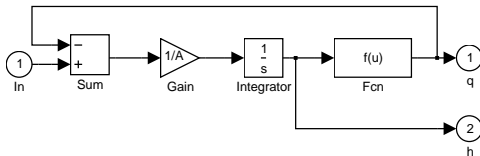
# Submodels, Example: Water tanks

Equation for one water tank:

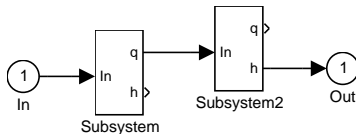
$$\dot{h} = (u - q)/A$$

$$q = a\sqrt{2g}\sqrt{h}$$

Corresponding Simulink model:



Make a subsystem and connect two water tanks in series.



# Linearization in Simulink

---

Use the command `trim` to find e.g., stationary points to a system

```
>> A=2.7e-3;a=7e-6,g=9.8;
```

```
>> % Example to find input u for desired states/output
```

```
>> [x0,u0,y0]=trim('flow',[0.1 0.1]',[],0.1)
```

```
x0 =
```

```
    0.1000
```

```
    0.1000
```

```
u0 =
```

```
 8.3996e-06
```

```
y0 =
```

```
    0.1000
```

## Linearization in Simulink, cont.

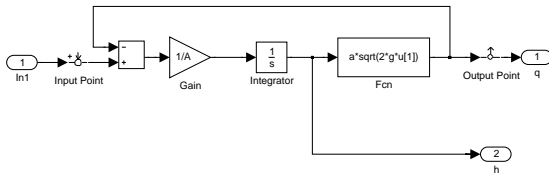
---

Use the command `linmod` to find a linear approximation of the system around an operating point:

```
>> [aa,bb,cc,dd]=linmod('flow',x0,u0);  
>> sys=ss(aa,bb,cc,dd);  
>> bode(sys)
```

# Linearization in Simulink; Alternative

By right-clicking on a signal connector in a Simulink model you can add “Linearization points” (inputs and/or outputs).



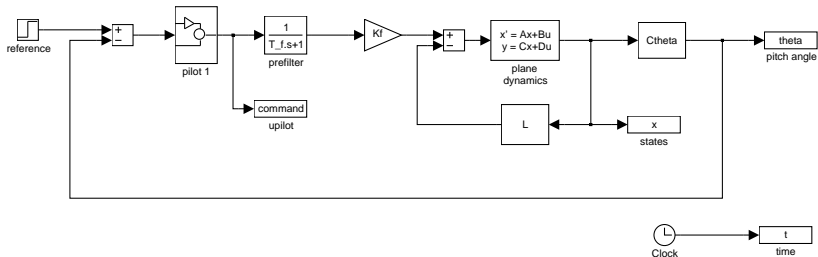
Start a “Control and Estimation Tool Manager” to get a linearized model by

Tools -> Control Design ->Linear analysis ...

where you can set the operating points, export linearized model to Workspace (Model-> Export to Workspace) and much more.

# Computer exercise

## Simulation of JAS 39 Gripen



- ▶ Simulation
- ▶ Analysis of PIO using describing functions
- ▶ Improve design

# Today

---

- ▶ Linearization, both around equilibria and trajectories,
- ▶ Definitions of local and global stability,
- ▶ How to check local stability and local controllability at equilibria
- ▶ Simulation tool: Simulink,

## Next Lecture

- ▶ Phase plane analysis
- ▶ Classification of equilibria